

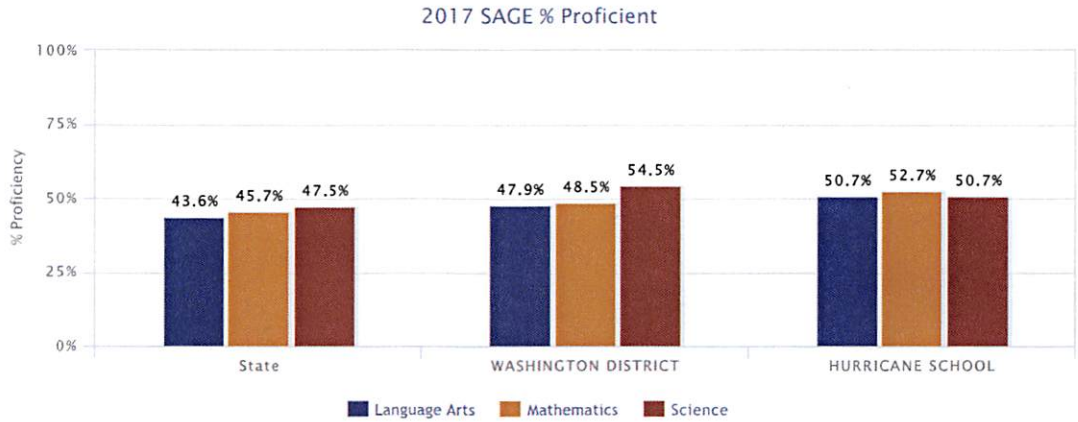
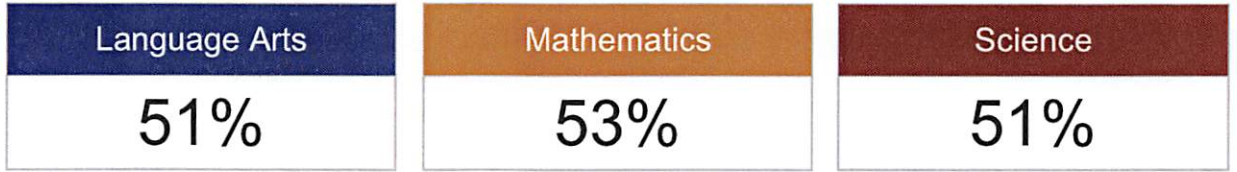
School Year  
2016/2017

District  
WASHINGTON DISTRICT

School  
HURRICANE SCHOOL

Grades  
All

### SAGE Results for HURRICANE SCHOOL



### SAGE Results for HURRICANE SCHOOL by Demographic Group

Demographic Categories	Language Arts % Prof	Mathematics % Prof	Science % Prof
All Students	50.7%	52.7%	50.7%
African American	50.0%	50.0%	0.0%
American Indian	40.0%	40.0%	0.0%
Caucasian	52.9%	54.4%	54.4%
Hispanic	37.5%	41.7%	23.5%
Multiple Races	0.0%	66.7%	50.0%
Pacific Islander	33.3%	0.0%	50.0%
Female	56.5%	53.7%	52.2%
Male	43.8%	51.4%	48.9%
Economically Disadvantaged	43.2%	48.1%	40.7%
Limited English Proficiency	28.6%	28.6%	7.7%
Students with Disabilities	23.9%	30.4%	26.7%
Mobile	30.4%	33.3%	26.7%

HURRICANE SCHOOL

STATE GRADES | WASHINGTON DISTRICT GRADES

School Year 2016 - 2017

Principal: **Wilstead, Travis** (435) 635-4668

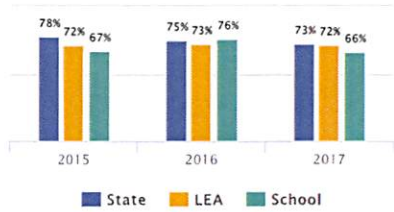
948 W 325 N  
HURRICANE, UT 84737

Grades: K - 5

Students: 625

Hurricane Elementary is focused on high-level learning for all students. We have a comprehensive Science Technology Engineering and Math (STEM) program and a Dual Immersion Spanish strand. We provide robotics, Science Olympiad, tutoring, choir and art after school programs.

Literacy (DIBELS)

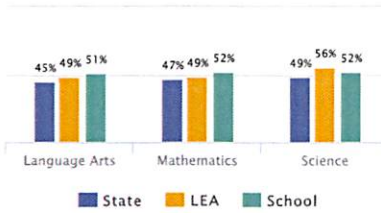


Grade



Proficiency

Percentage of proficient students



Growth

Language Arts MGP



Mathematics MGP



Science MGP

